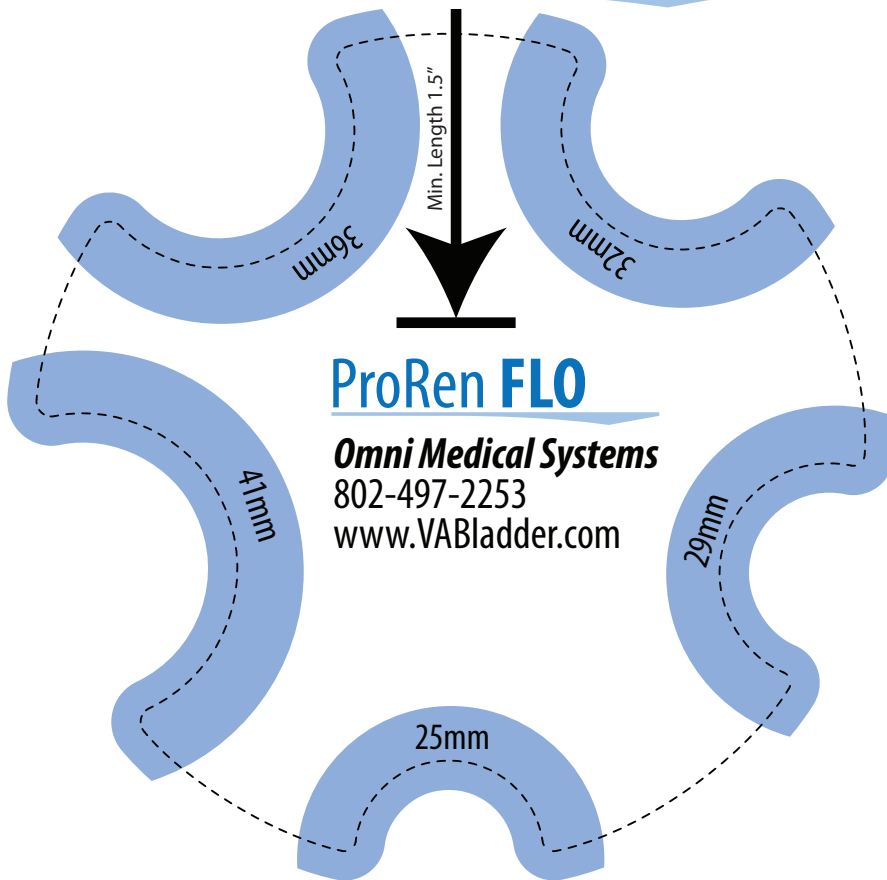


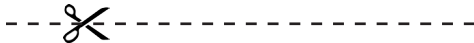
ProRen Prosthetic Renal Management System

Sizing and Style Chart



ProRen FLO
Omni Medical Systems
 802-497-2253
www.VABladder.com

Cut on the dotted line to remove the ProRen™ FLO **sizer**

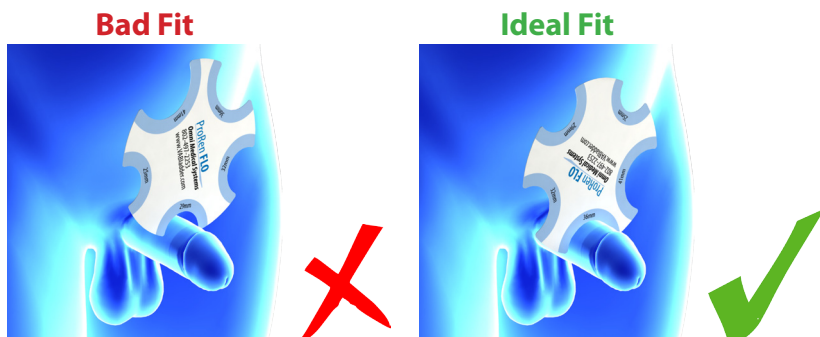


This sizer should be used as a reference only. Please contact Omni to receive an official ProRen™ FLO Sizer.

Carefully place the **sizer** around the base of the penis and find the best fit. This will determine the correct diameter.

Caution: Remove penis from **sizer** before rotating.

Place the sizer against the base of the penis and check to make sure it exceeds the minimum length of 1.5 inches.

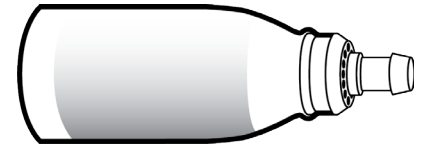


Omni Medical Systems, an Omni Measurement Systems, Inc. company

Phone: 802-497-2253 Fax: 802-497-3601 www.VABladder.com Sales@omnimedicals.com



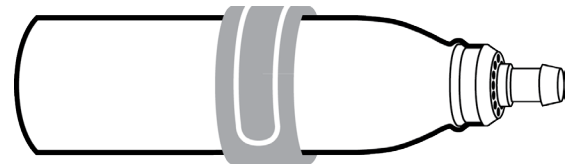
The **Standard** or **Type 1** provides full adhesive on a full sheath to hold condom securely in place. Recommended for 24-48 hours of use.



Type 2 provides full adhesive on a medium sheath for shorter durations of use. Recommended for night time use or for patients with a minimum length.



The **Type 3** has less adhesive on a full sheath, intended for non-active or non-ambulatory patients.



The **Type 4** is a non-adhesive condom. It is recommended for patients who may suffer from skin irritations and are non-ambulatory.

Please contact Omni's Customer Service Department to provide sizing for shipment.

Sizing

| | | |
|------|------|------|
| 25mm | 29mm | 32mm |
| 36mm | 41mm | |